



YOUR BEST GARDEN EVER CHALLENGE
Pre-Training Event

FREE GIVEAWAY



Weeding
Resources

resources

FREE!

**EVERYONE WHO
ATTENDS LIVE**

OVERVIEW:

1. PRE-TRAINING

2. **DAY 1:** Choosing what to grow in your garden

3. **DAY 2:** Choosing where to grow (mapping it out)

4. **DAY 3:** Creating your planting calendar (and our perpetual harvest hack!)

5. **DAY 4:** Succession planting made easy

6. **DAY 5:** Wrap-up and Q+A

**FREE
GIVEAWAYS**



FREE GIVEAWAYS

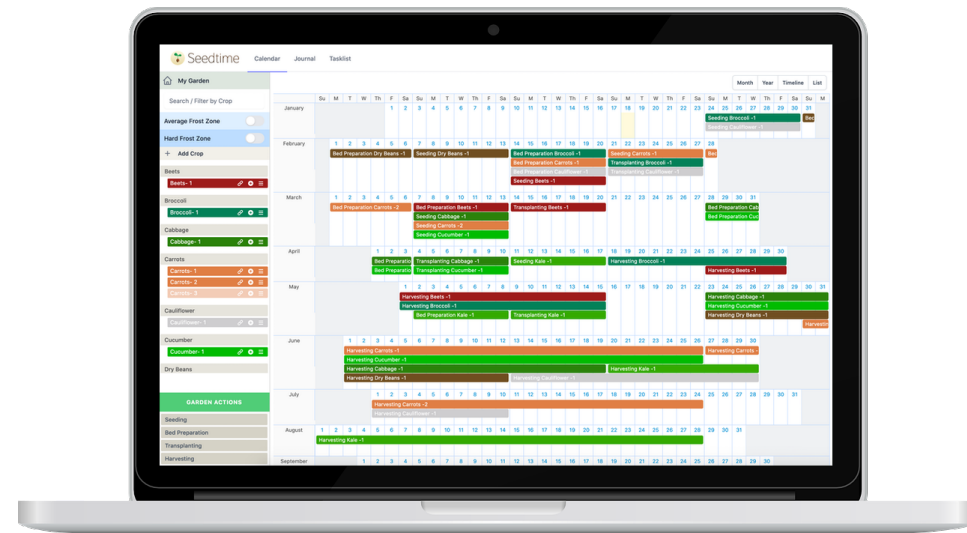
WIN FREE PRIZES!



**FREE DRAWINGS
AT THE END OF EACH CLASS**

FREE GIVEAWAYS

WIN LIFETIME ACCESS




- Our ELITE Gardening Membership
- Your own personal Click 'n Drop Gardening Calendar
- Monthly LIVE meetings
- Private FB Group Access
- Access to our entire garden training library online



DOWNLOADS



DOWNLOAD



Garden
Planning
Worksheet

Worksheet
Planning

GARDEN PLANNING WORKSHEET

Download to
prepare for class

RESOURCE CENTER


- In the FB group make sure to see the UNITS for each day
- All resources for each class session will be posted in the unit for that class and also will be sent by email



WHAT TO BRING

WHAT TO BRING

1. Print off the garden planning worksheet
2. Come with a pen and extra paper to take notes
3. Be ready to learn
4. Be ready to take action
5. Let's do this together!



A close-up photograph of fresh green leafy vegetables, likely kale or collard greens, with numerous small water droplets on their surfaces. The leaves are vibrant green and show detailed vein patterns. A dark, semi-transparent horizontal bar is overlaid across the middle of the image, containing the word "HOMEWORK" in white, bold, uppercase letters.

HOMEWORK

HOMework

1. **Go LIVE** and introduce yourself in the group. Share who you are, where you are from, and how long you've been gardening!
2. **Download** the Garden Planning Worksheet
3. Make sure you have a pen and some extra paper to take notes and **SAVE the date for SUNDAY, Feb 28 at 7pm Central Time.**

