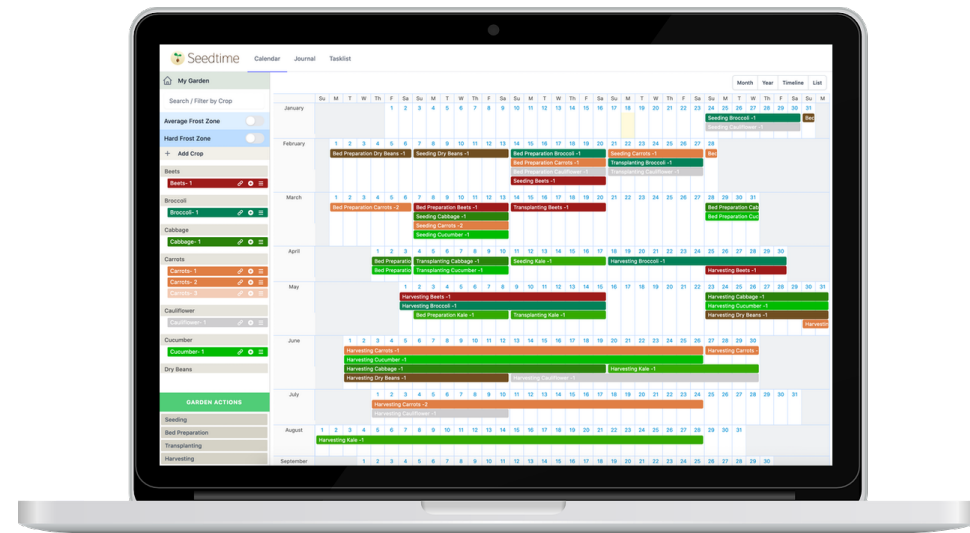




YOUR BEST GARDEN EVER – SESSION 3

How to Use Our 3 Step Garden Planning Formula to Easily Grow Over \$1000 of Food in Your Small Backyard

FREE GIVEAWAY



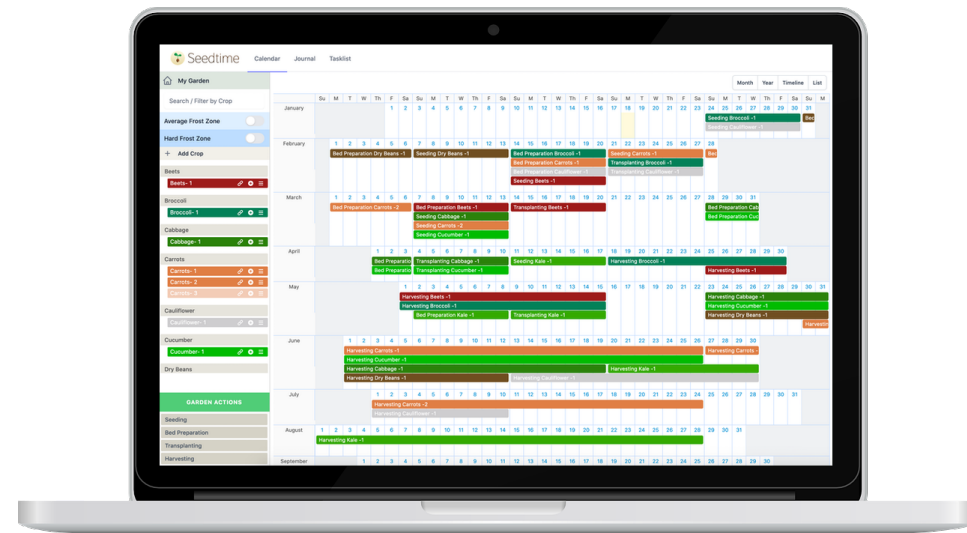
FREE LIFETIME ACCESS

GIVEAWAY AT THE END OF CLASS



FREE GIVEAWAYS

WIN LIFETIME ACCESS



- Our ELITE Gardening Membership
- Your own personal Click 'n Drop Gardening Calendar
- Monthly LIVE meetings
- Private FB Group Access
- Access to our entire garden training library online



OVERVIEW:

1. Creating your own personal planting calendar
2. Figuring out when to seed, transplant, or find your expected harvest dates
3. How weekly checklists can make your gardening an absolute breeze
4. Our perpetual harvest hack



SILENCE DISTRACTIONS



CREATING YOUR PLANTING CALENDAR

PLANTING CALENDAR

1. Figure out when to seed
2. Figure out when to transplant
3. Have an idea of when the harvest will be ready
4. Tools
 1. Johnny's Seeds
 2. A Way to Garden





OUR PERPETUAL HARVEST HACK

THE SIMPLE WAY

1. Gardening is full of decisions
2. The simple art of knowing:
 1. What to do (PLAN)
 2. How to do it (ACTION)
 3. And doing it at the right time (TIMING)
3. Power of the “Perpetual Harvest Hack”






WHAT TO DO (PLAN)

WHAT TO DO

1. The list of crops you are going to grow
2. Seeding, transplanting, cultivating, watering, trellising, harvesting
3. Succession or “leapfrog” planting



WHAT IS LEAPFROG PLANTING?

1. What is leapfrog planting?
2. Each time you harvest have another crop ready to plant
3. Example with lettuce
4. Example with peas and green beans



LEAPFROG PLANTING

1. But leapfrog planting can be complex too
 1. You've got to figure out when to plant your first crop
 2. Then how long before it will be harvested
 3. And how long of a harvest window you can expect from it
 4. And then when to plant the second "leapfrog" crop so that it is ready to go in when the first crop is harvested
 5. Plus figure out how long in the season the crop can be grown
 6. And then repeat that for each crop because they are all different

LEAPFROG PLANTING

1. It really doesn't take that much more physical work.
2. Complicated? You bet it sure can be!
3. Unless you're using the "Perpetual Harvest Hack"!





HOW TO DO IT (ACTION)



HOW TO DO IT

1. How to seed your starts
2. How to transplant
3. How to cultivate
4. How to build healthy soil
5. How to trellis your plants
6. How to extend your season into the winter without breaking your pocketbook



A close-up photograph of several green leaves, showing their intricate vein structure. The leaves are set against a dark background, and the entire image has a dark green overlay at the bottom. The text "WHEN TO DO IT (TIMING)" is written in white, bold, uppercase letters within this dark green area.

WHEN TO DO IT (TIMING)

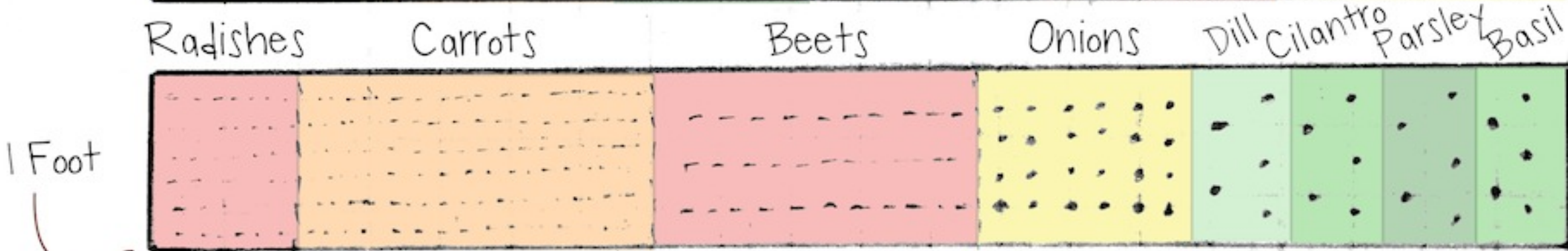
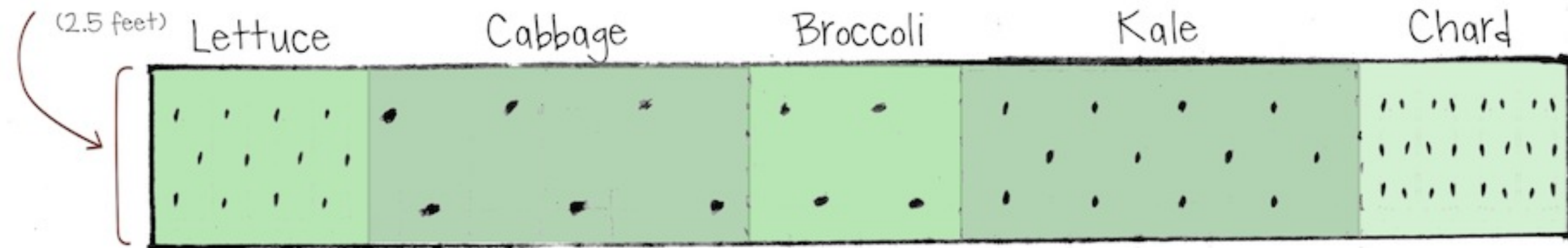
WHEN TO DO IT

1. The timing of when to seed
2. When to seed succession plantings
3. When to transplant
4. When to harvest
5. Putting it all in a calendar
6. Weekly checklist for extreme clarity



30 Inches

(2.5 feet)



1 Foot



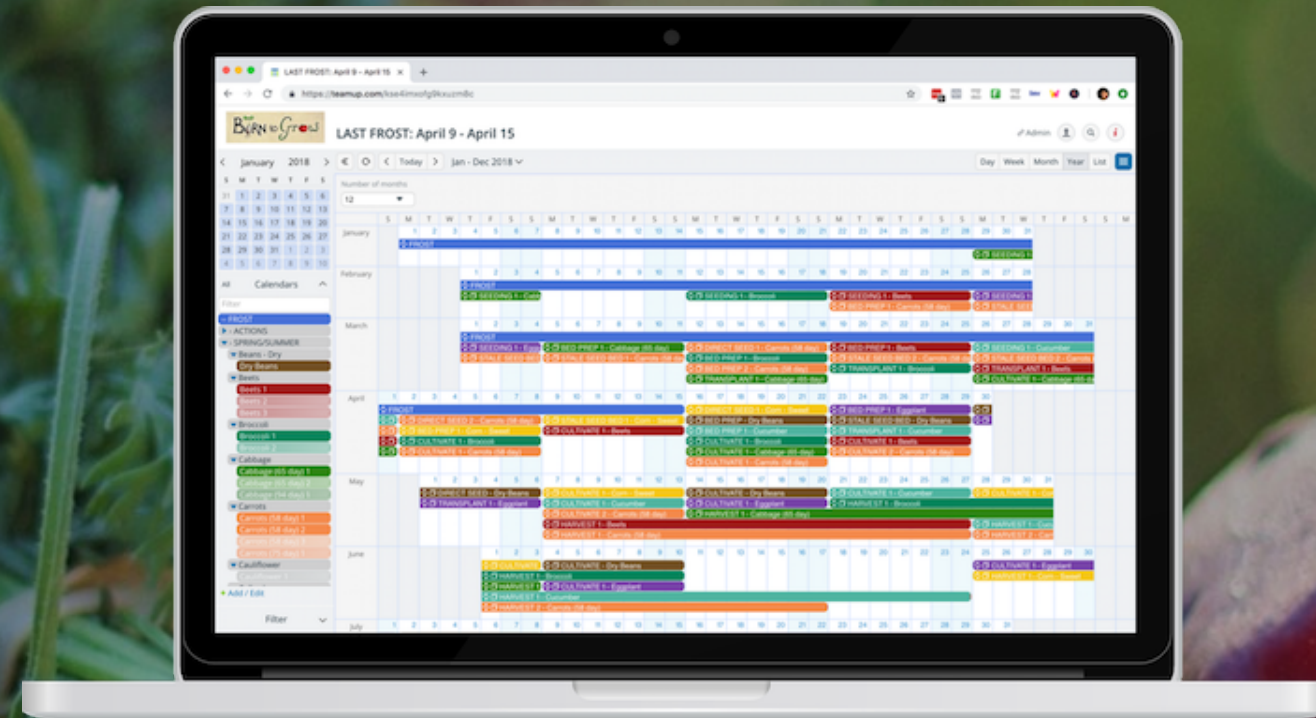
20 Feet

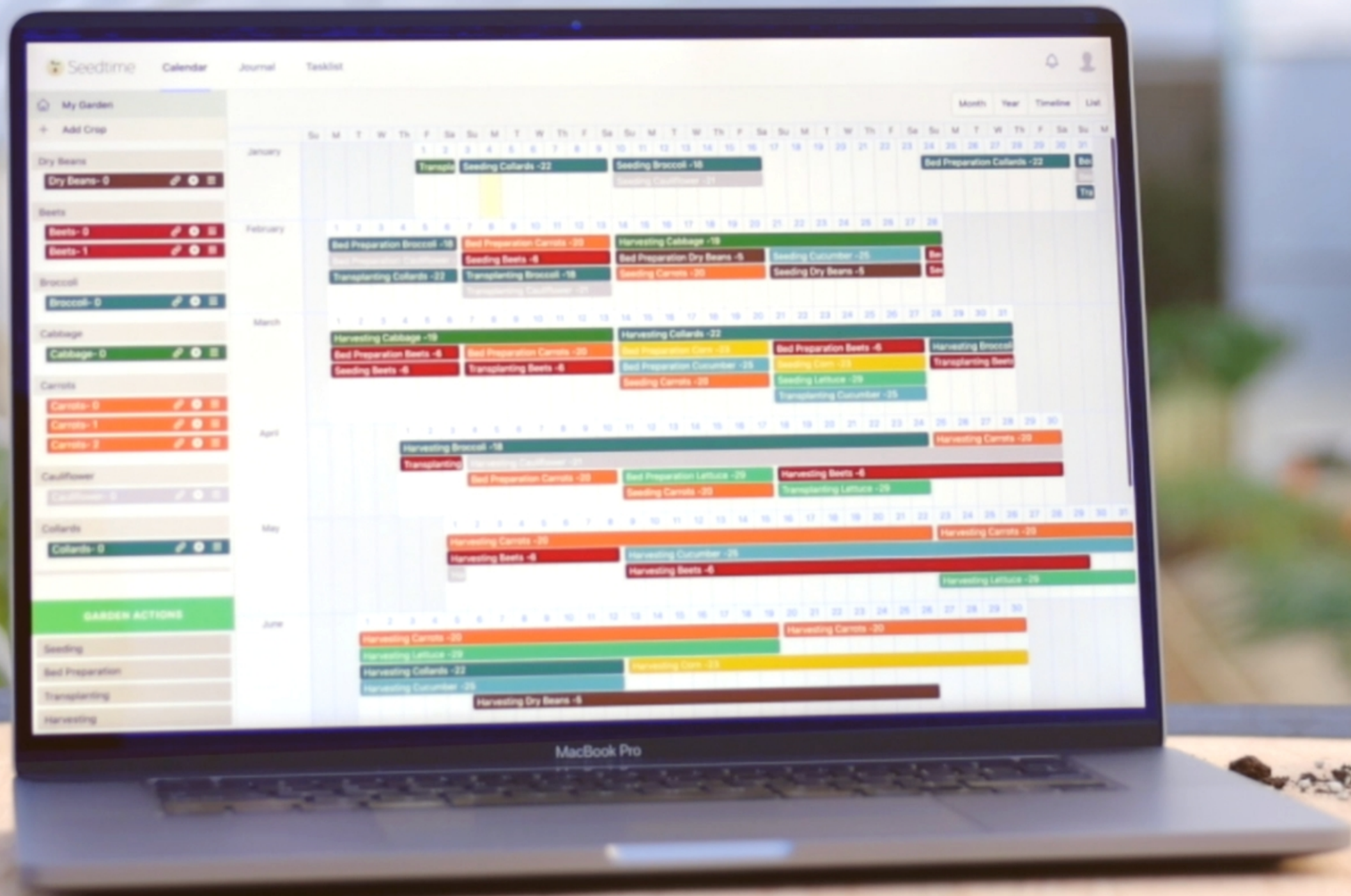
NEW



BETA

5 MINUTE Click 'N Drop GARDENING CALENDARS





Seedtime



A close-up photograph of fresh green leafy vegetables, likely kale or collard greens, with numerous small water droplets on their surfaces. The leaves are vibrant green and show detailed vein patterns. A dark, semi-transparent horizontal bar is overlaid across the middle of the image, containing the word "HOMEWORK" in white, bold, uppercase letters.

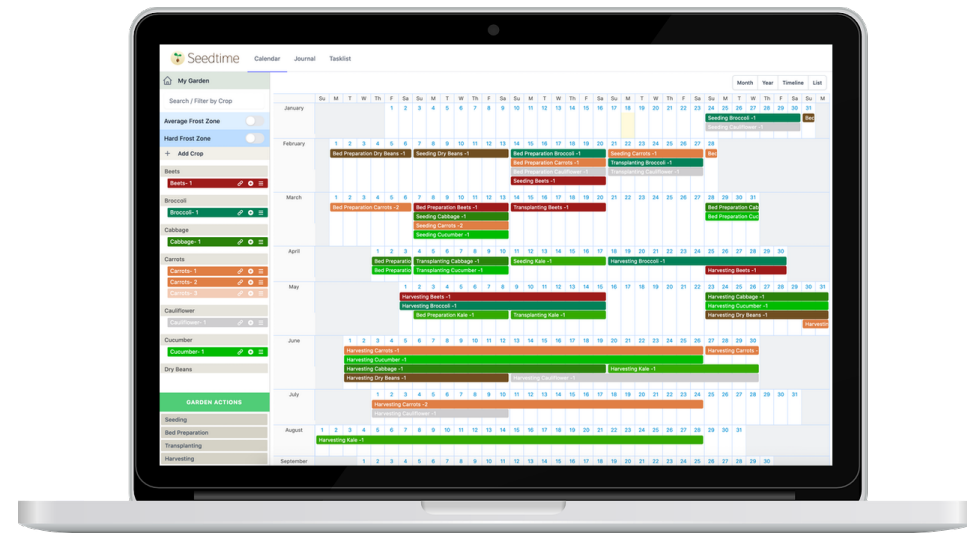
HOMEWORK

HOMWORK

1. Plan your gardening calendar
2. Drop the crops into your gardening calendar
3. Look up any other crops and record them in another side calendar
4. Go LIVE in the FB group and share your #1 takeaway from today



FREE GIVEAWAY



FREE LIFETIME ACCESS

GIVEAWAY AT THE END OF CLASS

