



YOUR BEST GARDEN EVER CHALLENGE
Pre-Training Event

FREE GIVEAWAY



Weeding
Resources

resources

FREE!
EVERYONE WHO
ATTENDS LIVE

OVERVIEW:

1. PRE-TRAINING

2. DAY 1: Choosing what to grow in your garden

3. DAY 2: Choosing where to grow (mapping it out)

4. DAY 3: Creating your planting calendar (and our perpetual harvest hack!)

5. DAY 4: Succession planting made easy

6. DAY 5: Wrap-up and Q+A

**FREE
GIVEAWAYS**



FREE GIVEAWAYS

WIN FREE PRIZES!

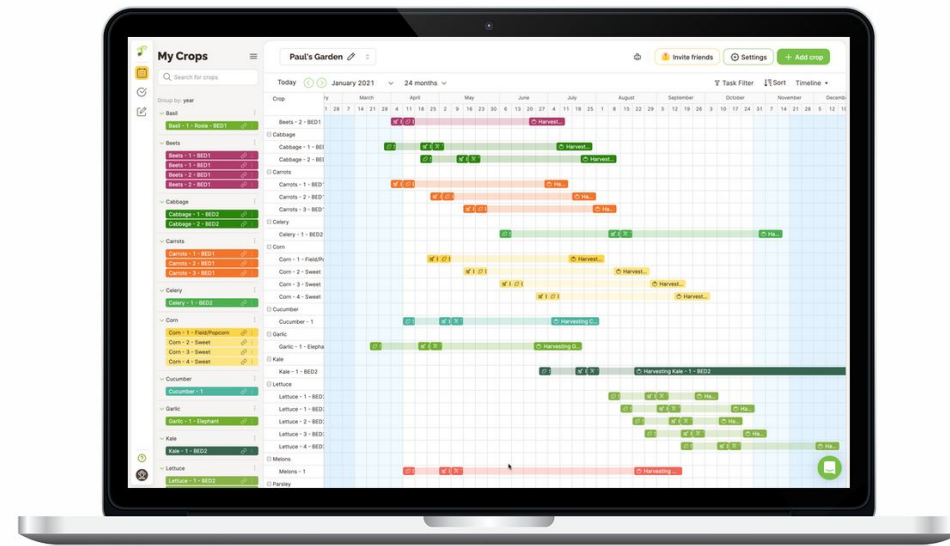
FREE DRAWINGS

AT THE END OF EACH CLASS



FREE GIVEAWAYS

WIN LIFETIME ACCESS




- Our ELITE Gardening Membership
- Lifetime Unlimited level access to Seedtime
- Monthly LIVE meetings
- Private FB Group Access
- Access to our ELITE garden training library online



DOWNLOADS



DOWNLOAD



Garden
Planning
Worksheet

Worksheet
Planning

GARDEN PLANNING WORKSHEET

Download to
prepare for class

RESOURCE CENTER


- In the FB group make sure to see the GUIDES for each day
- The link to access all resources for each class session will be posted in the guide for that class and will also be sent by email

A close-up photograph of a person's hands writing on a white sheet of paper. The person is wearing a light blue button-down shirt. Their right hand holds a black and silver pen, and their left hand rests on the paper. The background is blurred, showing more of the shirt and some indistinct shapes.

WHAT TO BRING

WHAT TO BRING

1. Print off the garden planning worksheet
2. Come with a pen and extra paper to take notes
3. Be ready to learn
4. Be ready to take action
5. Let's do this together!



A close-up photograph of several green leaves, likely from a plant like kale or chard, covered in small, glistening water droplets. The leaves are layered, with one leaf in the center being more prominent and showing its intricate vein structure. The lighting is soft, highlighting the texture of the leaves and the clarity of the water droplets.

HOMEWORK

HOMEWORK

1. **Go LIVE** and introduce yourself in the group. Share who you are, where you are from, and how long you've been gardening!
2. **Download** the Garden Planning Worksheet
3. Make sure you have a pen and some extra paper to take notes and **SAVE the date for SUNDAY, Feb 6 at 7pm Central Time.**

