

The Year Round Garden

Leveraging overwintering to extend the harvest!





Meet Michael.



- Farmer and educator
- Farm coach, podcaster, and highly sought-after speaker on profitable, sustainable agriculture and four-season farming
- Owner and founder of Kilpatrick Family Farm from 2003–2015
- Farmer at The Farm on Central–2020–???
- Speaker for

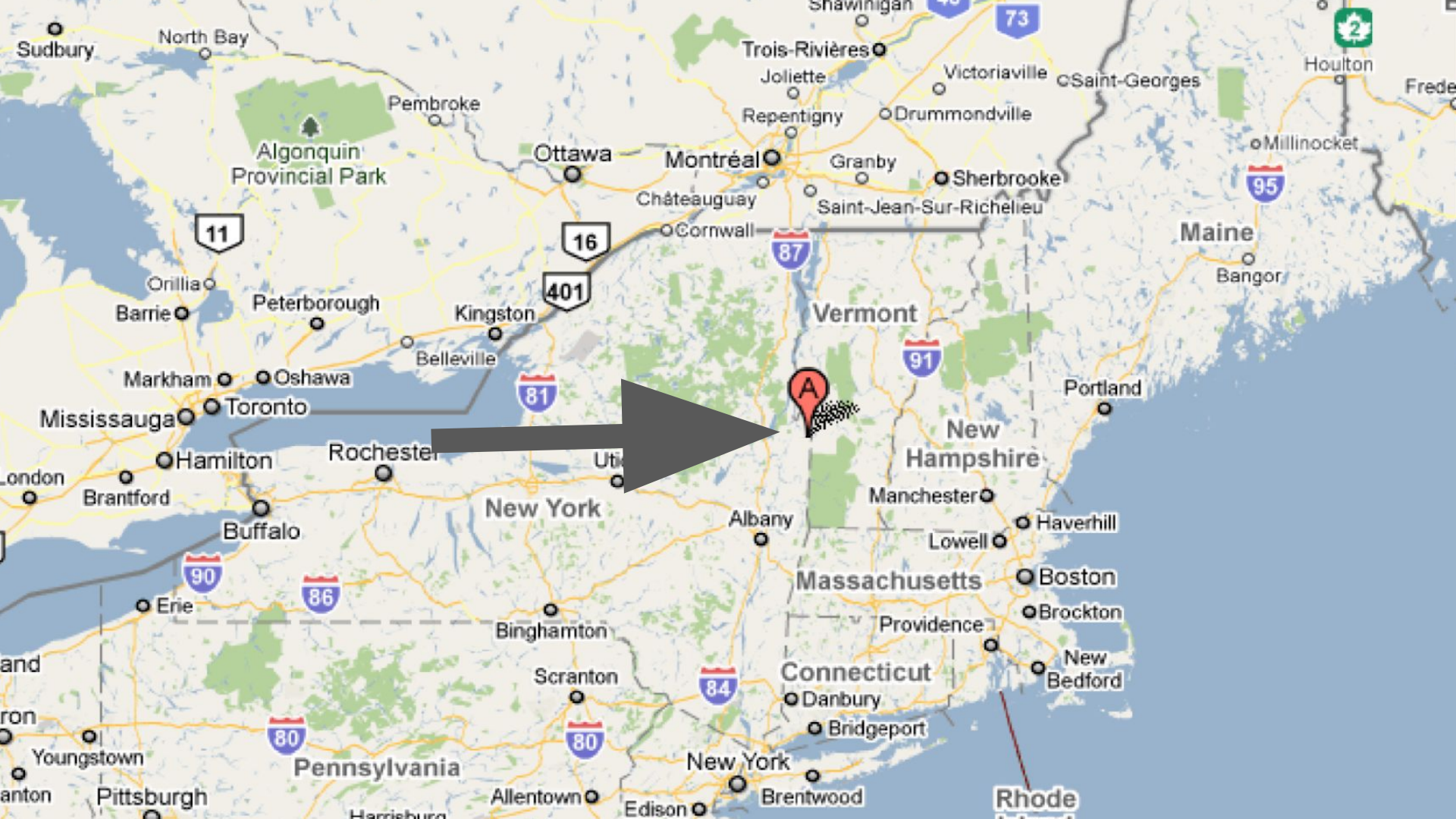




TOWN LINE
CAMPSITES

DIVISION OF FA LAKE
MAINE







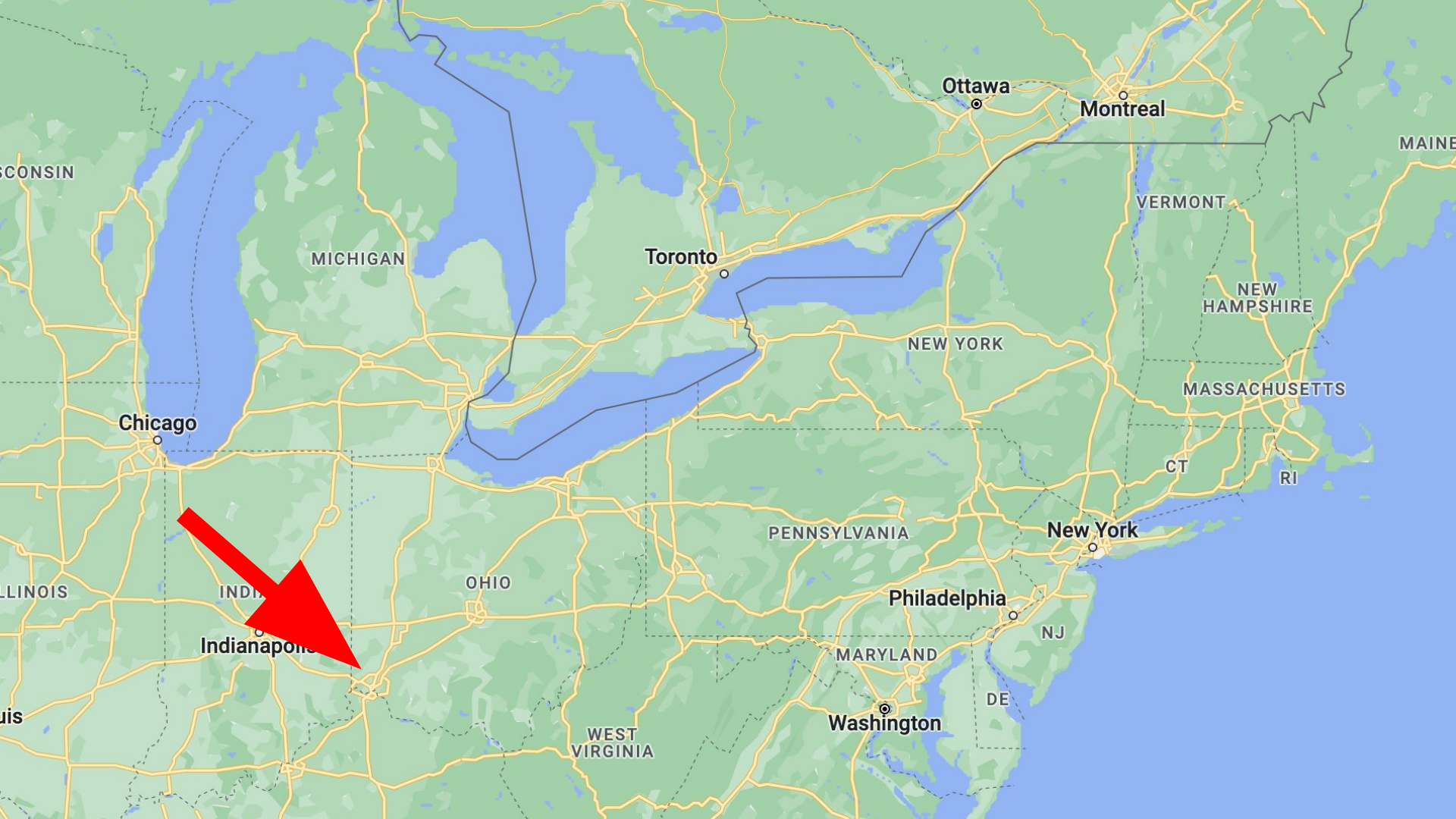












Chicago

Toronto

Ottawa

Montreal

MICHIGAN

VERMONT

MAINE

NEW HAMPSHIRE

NEW YORK

MASSACHUSETTS

CT

RI

PENNSYLVANIA

New York

ILLINOIS

INDIANA

OHIO

Philadelphia

NJ

Indianapolis

MARYLAND

DE

WEST VIRGINIA

Washington







THE FARM
ON CENTRAL

OPEN MON-SAT 10 TO DUSK

PEPPERS TOMATOES

FARMONCENTRAL.COM





Grown organically in Carlisle, OH

REAL FOOD WITH A STORY YOU CAN TRUST

ITS SUMMER ON THE FARM!

[View all](#)



Tomato, Rainbow Cherry



Cucumber, English



Cucumber, Salt and Pepper



Zucchini



EXIT

ENTER



\$5

Tom



VEGETABLES

Frozen Food

Washington
Cherries
Cherry Apples
\$4 per \$7 quart

THE FARM
ON CENTRAL AVE

WATERMELONS





Farm Grown & Brewed
Transparent - Regenerative - Farm-Crafted

OH FIRE CIDER

Super Sassy
Immune Boosting Tonic

8 Oz 16 Oz

www.ohfirecider.com

Central Food Hub, A Faith Based Private Ministerial Association
572 Central Ave, Carlisle, OH 45005

Farm Grown & Brewed
Transparent - Regenerative - Farm-Crafted

OH FIRE CIDER

Super Sassy
Immune Boosting Tonic

16 Oz

www.ohfirecider.com

Central Food Hub, A Faith Based Private Ministerial Association
572 Central Ave, Carlisle, OH 45005

OH FIRE CIDER

Super Sassy
Immune Boosting Tonic

Travel Size 2 Oz

www.ohfirecider.com

Central Food Hub, A Faith Based Private Ministerial Association
572 Central Ave, Carlisle, OH 45005

Yes, You can grow all winter
And you Don't need tunnels



What can I Grow?

Spinach

Lettuce

Kale

Swiss Chard

Strawberries

Carrots

Onions

Beets

Garlic

Collards







What can I Grow?

Spinach

Lettuce

Kale

Swiss Chard

Strawberries

Carrots

Onions

Beets

Garlic

Collards



Three main ways to grow Strawberries

- Matted Row Berries
- Annual Bed System
- Everbearing

Earlier yield

- We usually start picking 7-10 days earlier than matted row in our area
- premium price + ours are the 1st they taste every year.



Cleaner fruit

A photograph of a strawberry patch with several ripe red strawberries and green leaves. The plants are covered with a layer of straw mulch. The background is dark, making the text stand out.

Mix of straw/mulch keeps plants and fruit much cleaner

You can actually go along with a blower and blow off the plastic to reduce water damage after a storm

**Keeps grey mold and other diseases to
an absolute minimum**





=



Profitability- 21' figures

Gross \$5,000 on 3,000 sq ft

Builds soil

A photograph of three people working in a field. They are bent over, possibly planting or tending to crops. In the background, there is a large, white, arched structure, likely a greenhouse or polytunnel. The scene is outdoors, and the lighting is somewhat dim, suggesting an overcast day or late afternoon.

- We apply 4-5 tons to the acre of straw or weed free hay/mulch
- keeps mud and weeds down, the fruit clean, and increases organic matter.
- here we're using 3 cut rained on alfalfa, which will also add nitrogen.

A close-up photograph of a basket filled with ripe, red strawberries. The strawberries are vibrant red with visible seeds and green leafy tops. The basket is light blue and sits on a wooden surface. The background is slightly blurred, showing more of the wooden surface and some green leaves.

Cultural Practices
growing the crop


Buying tips or plugs

Tips

- Per plant cheap
- Greenhouse time
- Preparation time
- Better Quality

Plugs

- Per plant more
- Come ready to plant
- Quality issues
- Yields?



using the point
to anchor
the tip into the
soil



**Grown in
50 cell flats**

Misted for 30
seconds
every 5 minutes







Ready to plant out!

We want to get the
plants in the ground
the 1st or 2nd
week of September.









Spreading straw/hay

Key is to have
weed-free straw
or hay

Covered with rowcover before crown temperature reaches
20 degrees



What the field looks like in February!



A photograph of a strawberry field. The plants are arranged in rows, with a grey plastic row cover visible in the foreground. The ground between the plants is covered with a thick layer of dry straw mulch. The plants are green and appear to be in the early stages of growth. The text is overlaid on the image in white font.

Rowcovers are kept on in the spring until about 10% blossom.

Covers are coming on and off to prevent the blossoms from freezing.





**Keeping
the birds
out**



keep them irrigated

2 + inches a week

only water in morning- goal is to keep
the leaves and fruit dry- drip is great





Farm Share

5 other items

carrots
salad
spinach
Mica green
Mica

- Green Curry Kale
- Mini Broccoli
- Strawberries (1)

These Items Count as 2

- Large Salad
- Large Spinach





A good nights picking

Let's Talk
overwintered onions!

























www.growingfarmers.com