

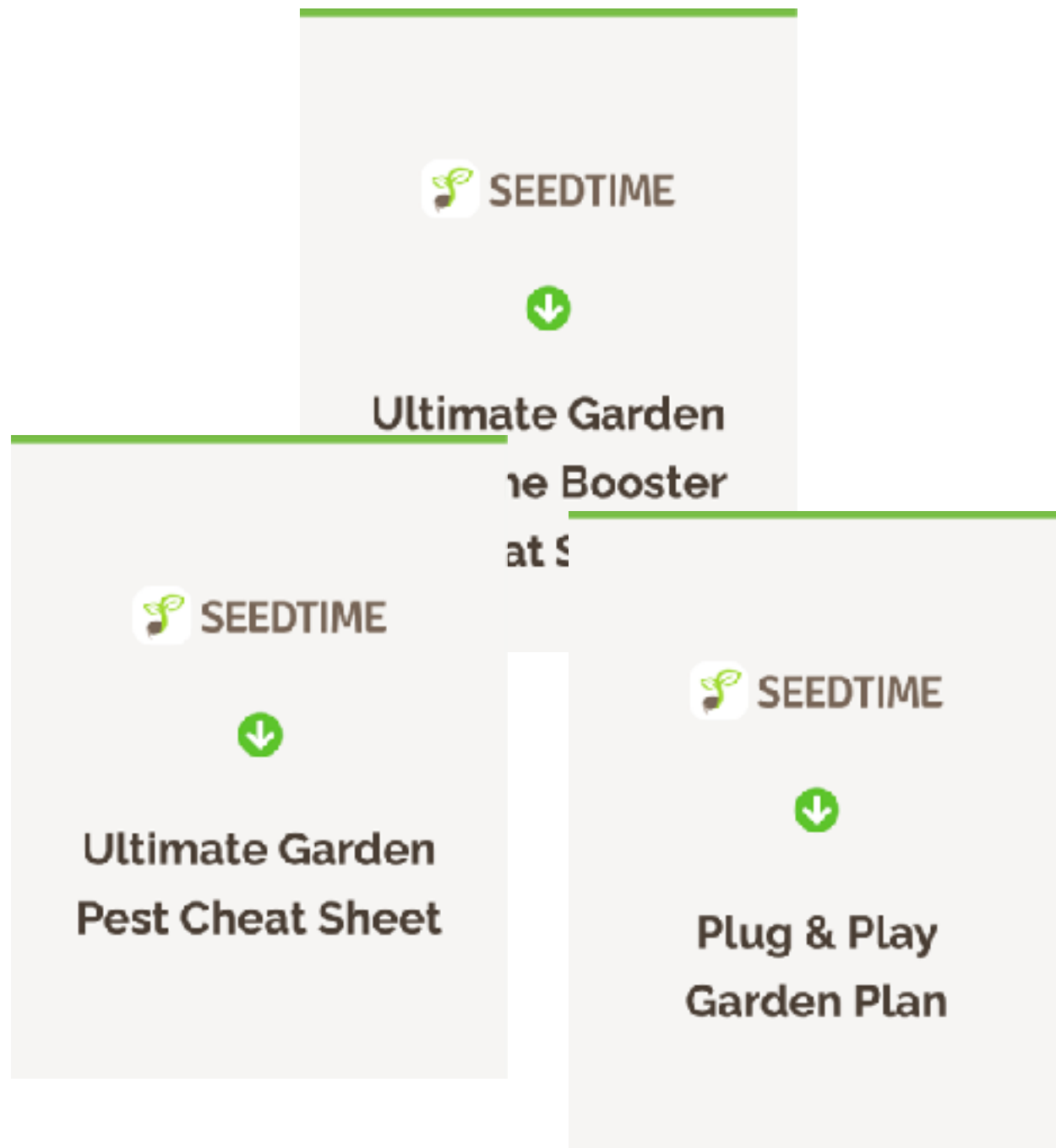


WINTER GARDENING CHALLENGE – DAY 2
Timing Your Winter Plantings

**FREE
GIVEAWAYS**



FREE GIVEAWAYS



WIN FREE PRIZES!

FREE DRAWINGS AT THE END OF EACH CLASS

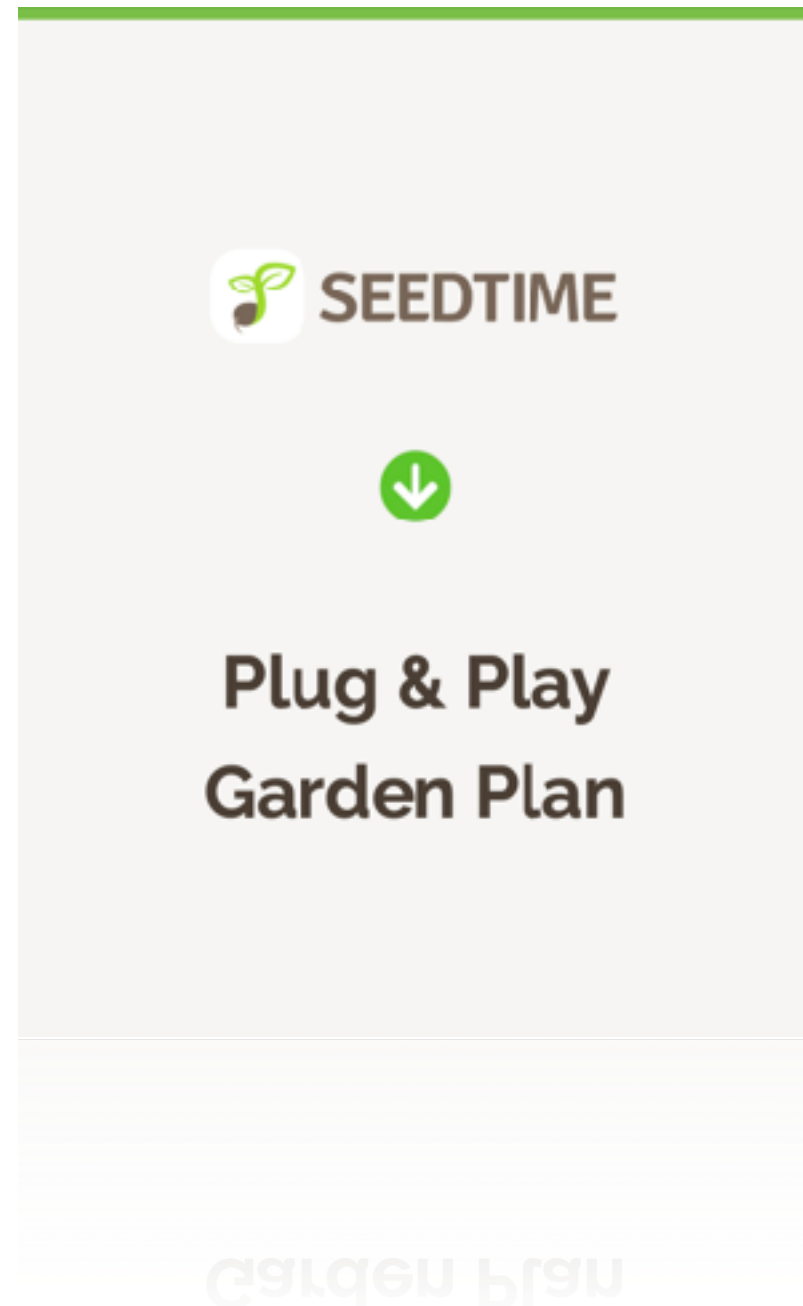
FREE GIVEAWAYS



WIN LIFETIME ACCESS

- Our ELITE Gardening Membership
- Lifetime Unlimited level access to Seedtime
- Monthly LIVE meetings
- Private FB Group Access
- Access to our ELITE garden training library online

FREE GIVEAWAY



FREE TONIGHT!

**GIVEAWAY AT
THE END OF CLASS**

FREE GIVEAWAY

 SEEDTIME



**Plug & Play
Garden Plan**

- Exact plan we used to grow over \$1000+ of food in a small garden space
- Easy layout for maximizing space
- Scalable plan that fits any size garden!
- Grow 20 varieties of popular veggies and herbs
- Built in crop rotation

REPLAYS & RESOURCES



RESOURCE CENTER

- Replays and resources for each session will be available at:
seedtime.us/replays
- We'll send this out by email so you can easily access the resources throughout the event

UPGRADE TO VIP FOR FREE

- LIVE daily VIP coaching/implementation calls with the Seedtime Coaching Team during the challenge
- VIP only Q+A sessions during the LIVE coaching calls
- Lifetime access to all of the trainings, worksheets, and resources from the challenge
- **BONUS:** Surprise bonus training sessions!
- Test drive Seedtime Unlimited 30 Days for FREE!
- **Get VIP access here: seedtime.us/vip**

OVERVIEW:

1. PRE-TRAINING

2. DAY 1: Choosing what to grow

Guest: Michael Kilpatrick

3. DAY 2: Timing your winter plantings

Guest: Jill Ragan

4. DAY 3: Laying out your winter garden

SPECIAL FEATURE

5. DAY 4: Succession planting for a continual harvest

Guest: Ray Tyler

6. DAY 5: Protecting your winter crops

Guest: Eliot Coleman



SILENCE DISTRACTIONS



TIMING YOUR WINTER PLANTINGS

A TIME FOR EVERYTHING

For everything there is a season, and a time for every matter under heaven... a time to plant, and a time to pluck up what is planted;

- *Ecclesiastes 3:1-2 (ESV)*




**THE #1 CRITICAL FACTOR FOR A SUCCESSFUL
WINTER GARDEN**


A close-up photograph of a basket filled with fresh, vibrant vegetables. In the foreground, several purple beets with their roots are prominent. To the left, there are green onions with their feathery tops. Below the beets, several bright orange carrots are visible. The background is filled with more green leafy vegetables, creating a lush and colorful scene. The lighting is bright and natural, highlighting the textures and colors of the produce.

OUR PERPETUAL HARVEST HACK

THE SIMPLE WAY

1. Gardening is full of decisions
2. The simple art of knowing:
 1. What to do (PLAN)
 2. How to do it (ACTION)
 3. And doing it at the right time (TIMING)
3. Power of the “Perpetual Harvest Hack”





HOW TO CREATE YOUR OWN PLANTING SCHEDULE IN JUST MINUTES

YOU COULD PULL TOGETHER YOUR OWN “PERPETUAL HARVEST HACK”

You'll need to:

1. Manually find your average first and last frost dates
2. Look up each crop to find the suggested time to seed it for your location
3. Manually enter all of the info into a calendar to keep track
4. Calculate out the days to maturity for each crop so you know about when your harvests will start
5. Then make all the calculations for your leapfrog plantings

YOU COULD PULL TOGETHER YOUR OWN “PERPETUAL HARVEST HACK”

You'll need to:

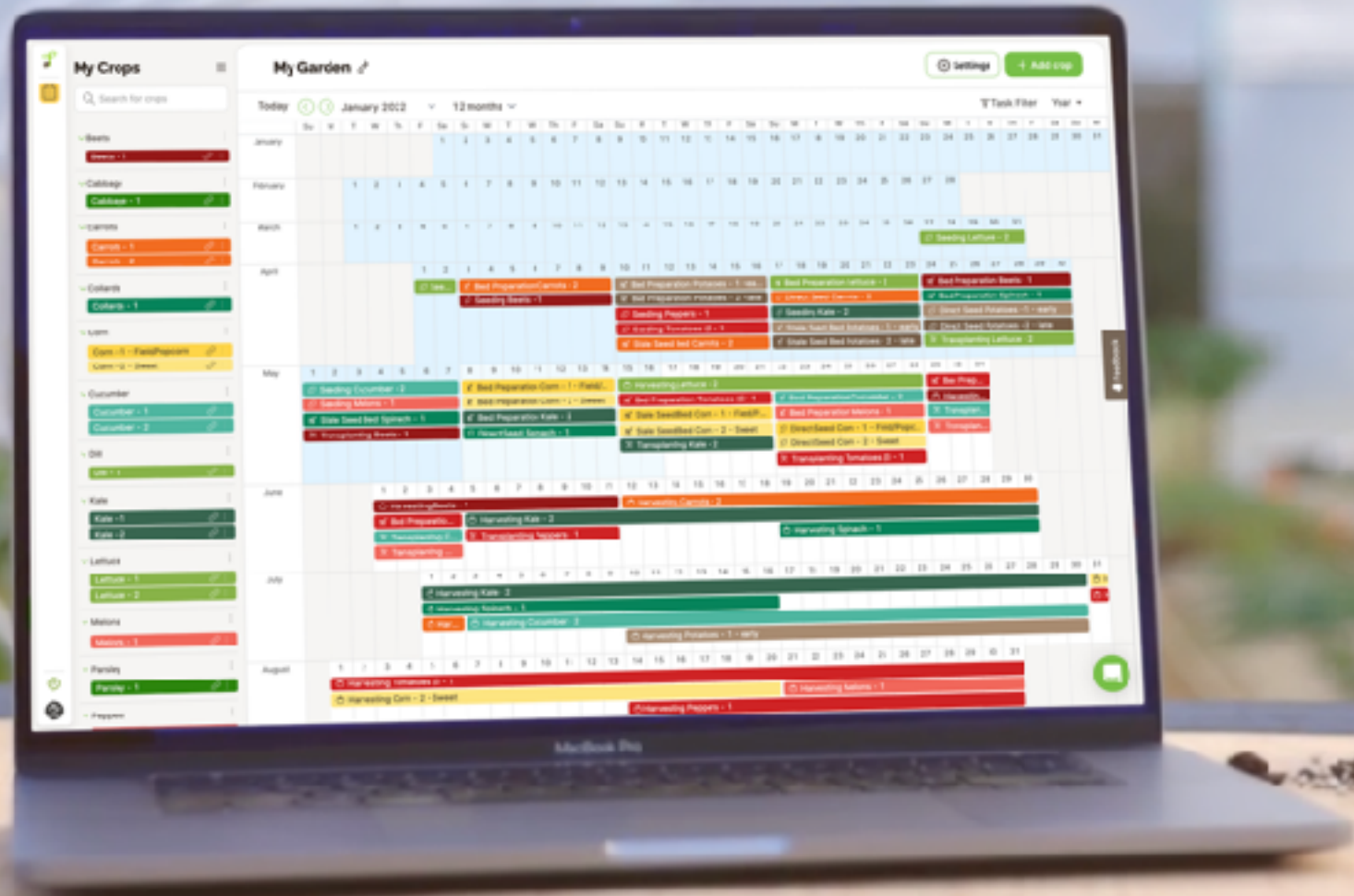
6. Get your calendar to sync with some kind of to-do list to help keep you on track
7. And then spend hours browsing through YouTube videos (or reading books) to find the best ways to do everything

**Yes, doing it on your own is
definitely an option - but if
you're anything like us it just
sounds like a lot of work and
hassle**

And it is - trust us

**This is how we used to create
our planting calendars! 😄**

The good news is there is a
better and way easier way



SEEDTIME





HOMEWORK

HOMWORK

1. **Get your Seedtime account**
2. **Enter your crops** into your Seedtime calendar from the list of crops you want to grow
3. Celebrate by going LIVE or posting in the FB group and **share your #1 takeaway** from today's class



UPGRADE TO VIP FOR FREE

- **VIP Session 2: Tuesday**
 - Deeper dive into editing plantings
 - How to create microgreens planting in Seedtime
 - Training on task list/marketing tasks as complete to keep records
 - VIP Q+A
- **Get VIP access here: seedtime.us/vip**

UPGRADE TO VIP FOR FREE

- LIVE daily VIP coaching/implementation calls with the Seedtime Coaching Team during the challenge
- VIP only Q+A sessions during the LIVE coaching calls
- Lifetime access to all of the trainings, worksheets, and resources from the challenge
- **BONUS:** Surprise bonus training sessions!
- Test drive Seedtime Unlimited 30 Days for FREE!
- **Get VIP access here: seedtime.us/vip**

FREE GIVEAWAY

 SEEDTIME



**Plug & Play
Garden Plan**

- Exact plan we used to grow over \$1000+ of food in a small garden space
- Easy layout for maximizing space
- Scalable plan that fits any size garden!
- Grow 20 varieties of popular veggies and herbs
- Built in crop rotation