



YOUR BEST GARDEN EVER – SESSION 2

How to Plan Your Garden 5x Faster And Grow a Continual Harvest of Fresh Food Without Stress or Guesswork

**FREE
GIVEAWAYS**



FREE GIVEAWAY



FREE!

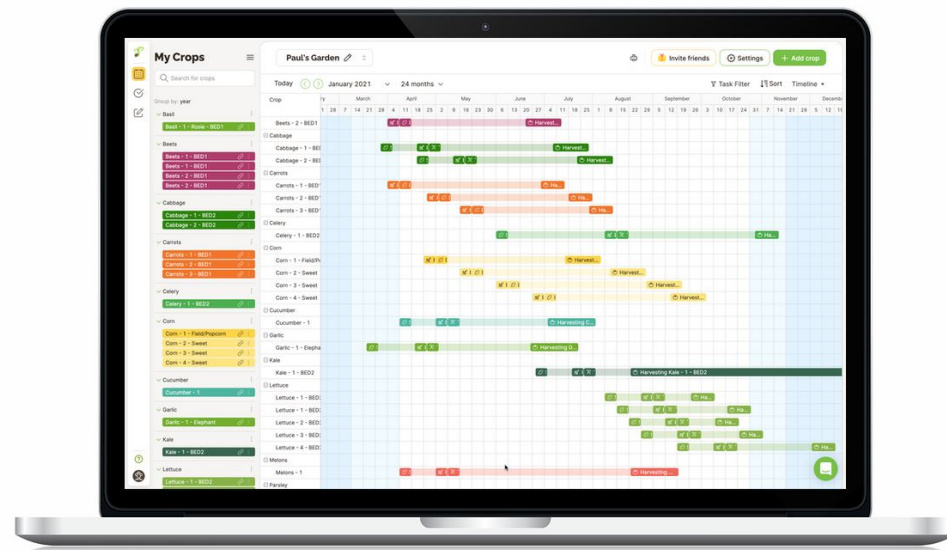
**GIVEAWAY AT
THE END OF CLASS**

FREE GIVEAWAY



- Quick easy look-up guide for over 32 garden insect and bug pests
- Organic pest control toolkit so you know what to keep on hand for any emergency
- Photo by photo directory to quickly identify your garden invaders
- Insect/bug characteristics, what they do, and how to deal with them naturally

FREE GIVEAWAYS

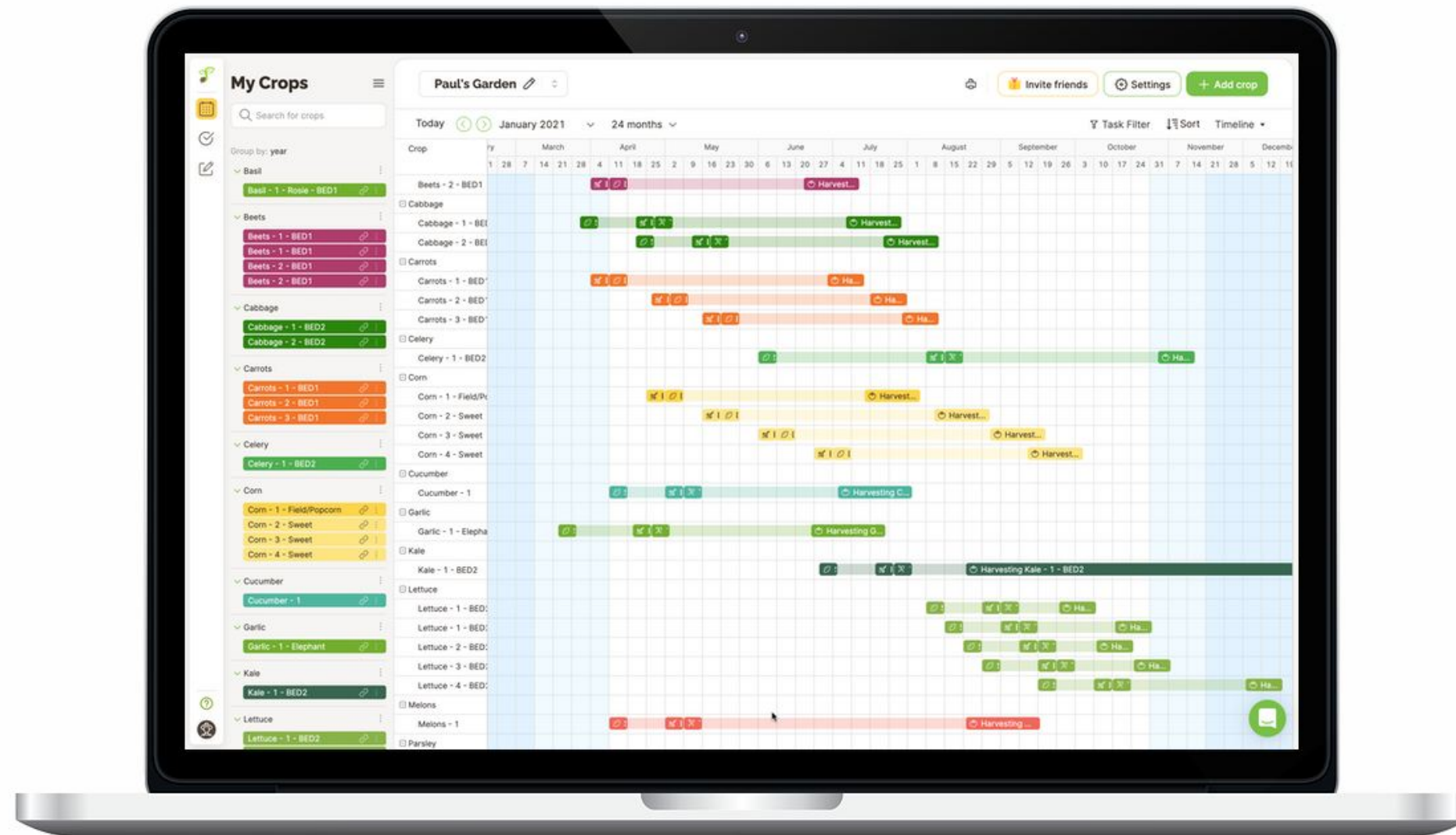


WIN LIFETIME ACCESS

- Lifetime Unlimited level access to Seedtime
- Unlimited Calendars
- Task List
- Journal
- Classroom
- Future releases and more!

GET FREE ACCESS TO SEEDTIME

TODAY!



RESOURCE CENTER

- Go to seedtime.us/replays
- In the FB group make sure to see the GUIDE for each day
- The link to access all resources for each class session will be posted in the GUIDE for that class and **will also be sent by email**

OVERVIEW:

1. **DAY 1:** Choosing what to grow in your garden, seeding & transplanting
2. **DAY 2:** Creating your planting calendar (and our perpetual harvest hack!)
3. **DAY 3:** Choosing where to grow (mapping it out)
4. **DAY 4:** Succession planting for a continual harvest (made easy)



SILENCE DISTRACTIONS

A top-down view of a seedling tray with many small green plants in individual cells. The plants are in various stages of growth, with some showing two leaves and others just starting to emerge. The soil is dark and rich. The tray is made of a dark material, possibly plastic or wood, and the cells are separated by thin dividers.

CREATING YOUR PLANTING CALENDAR

THE PROBLEM WITH CROP PLANNING

1. You've got to:

1. Figure out when to plant your first crop
2. Then how long before it will be harvested
3. And how long of a harvest window you can expect from it
4. And then when to plant the second succession crop so that it is ready to go in when the first crop is harvested
5. Plus figure out how long in the season the crop can be grown
6. And then repeat that for each crop because they are all different
7. AND figure out how to map all of those crop times into your physical growing space!



OUR PERPETUAL HARVEST HACK

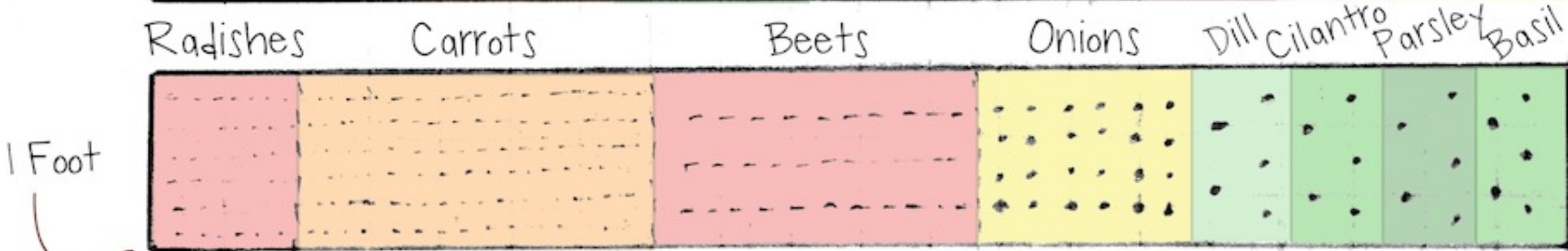
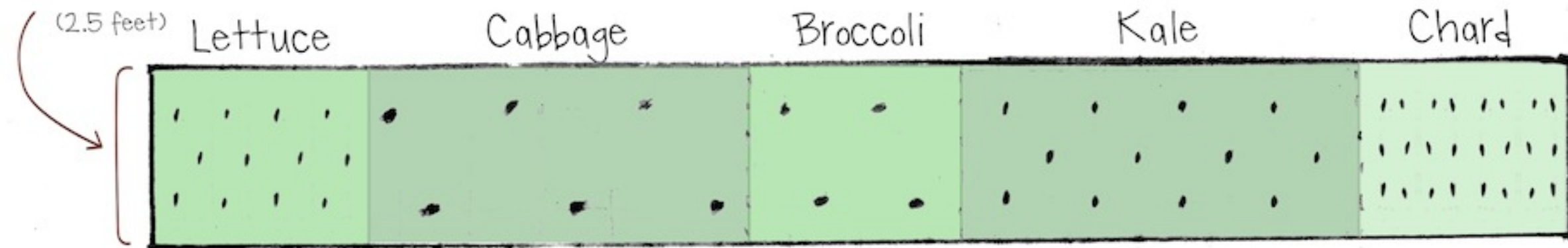
THE SIMPLE WAY

1. Gardening is full of decisions
2. The simple art of knowing:
 1. What to do (PLAN)
 2. How to do it (ACTION)
 3. And doing it at the right time (TIMING)
3. Power of the “Perpetual Harvest Hack”



30 Inches

(2.5 feet)



1 Foot



20 Feet

My Crops **My Garden** Settings + Add crop

Search for crops

- Beets - 1
- Cabbage - 1
- Carrots - 1
- Carrots - 2
- Collards - 1
- Corn - 1 - Field/Popcorn
- Corn - 2 - Sweet
- Cucumber - 1
- Cucumber - 2
- Dill - 1
- Kale - 1
- Kale - 2
- Lettuce - 1
- Lettuce - 2
- Melons - 1
- Parsley - 1
- Peppers

Today January 2022 12 months Task Filter Year

| Month | Su | M | T | W | Th | F | Sa | Su | M | T | W | Th | F | Sa | Su | M | T | W | Th | F | Sa | Su | M | T | W | Th | F | Sa | Su | | | | | | | | | | |
|----------|----|---|---|---|----|---|----|----|---|---|---|----|----|----|----|----|----|----|----|----|----|----|----|----|----|----|----|----|----|----|----|----|----|----|----|----|----|----|----|
| January | | | | | | | 1 | 2 | 3 | 4 | 5 | 6 | 7 | 8 | 9 | 10 | 11 | 12 | 13 | 14 | 15 | 16 | 17 | 18 | 19 | 20 | 21 | 22 | 23 | 24 | 25 | 26 | 27 | 28 | 29 | 30 | 31 | | |
| February | | | 1 | 2 | 3 | 4 | 5 | 6 | 7 | 8 | 9 | 10 | 11 | 12 | 13 | 14 | 15 | 16 | 17 | 18 | 19 | 20 | 21 | 22 | 23 | 24 | 25 | 26 | 27 | 28 | | | | | | | | | |
| March | | | | 1 | 2 | 3 | 4 | 5 | 6 | 7 | 8 | 9 | 10 | 11 | 12 | 13 | 14 | 15 | 16 | 17 | 18 | 19 | 20 | 21 | 22 | 23 | 24 | 25 | 26 | 27 | 28 | 29 | 30 | 31 | | | | | |
| April | | | | | 1 | 2 | 3 | 4 | 5 | 6 | 7 | 8 | 9 | 10 | 11 | 12 | 13 | 14 | 15 | 16 | 17 | 18 | 19 | 20 | 21 | 22 | 23 | 24 | 25 | 26 | 27 | 28 | 29 | 30 | | | | | |
| May | | | | | | 1 | 2 | 3 | 4 | 5 | 6 | 7 | 8 | 9 | 10 | 11 | 12 | 13 | 14 | 15 | 16 | 17 | 18 | 19 | 20 | 21 | 22 | 23 | 24 | 25 | 26 | 27 | 28 | 29 | 30 | 31 | | | |
| June | | | | | | | 1 | 2 | 3 | 4 | 5 | 6 | 7 | 8 | 9 | 10 | 11 | 12 | 13 | 14 | 15 | 16 | 17 | 18 | 19 | 20 | 21 | 22 | 23 | 24 | 25 | 26 | 27 | 28 | 29 | 30 | | | |
| July | | | | | | | | 1 | 2 | 3 | 4 | 5 | 6 | 7 | 8 | 9 | 10 | 11 | 12 | 13 | 14 | 15 | 16 | 17 | 18 | 19 | 20 | 21 | 22 | 23 | 24 | 25 | 26 | 27 | 28 | 29 | 30 | 31 | |
| August | | | | | | | | | 1 | 2 | 3 | 4 | 5 | 6 | 7 | 8 | 9 | 10 | 11 | 12 | 13 | 14 | 15 | 16 | 17 | 18 | 19 | 20 | 21 | 22 | 23 | 24 | 25 | 26 | 27 | 28 | 29 | 30 | 31 |



SEEDTIME





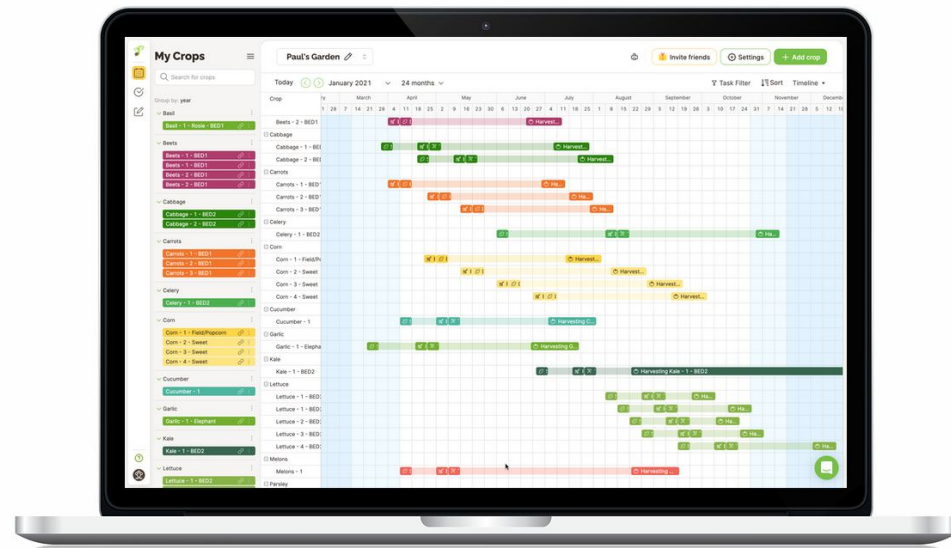
HOMEWORK

YBGE SESSION 2 HOMEWORK

1. **Get your free Seedtime account** or login to your account
2. **Add your crops** into your gardening calendar
3. **Go LIVE or post** in the FB group and share your #1 takeaway from today



HAPPENING TOMORROW!



WIN LIFETIME ACCESS

- Lifetime Unlimited level access to Seedtime
- Unlimited Calendars
- Task List
- Journal
- Classroom
- Future releases and more!

FREE GIVEAWAY



- Our #1 natural organic fertilizer mix to grow beautiful plants that thrive
- Our favorite quick action liquid fertilizer for a fast immune boost
- The hidden all-natural fertilizer hardly anyone is using that has over 90+ trace minerals for optimum health and *incredible flavor*